

Top Training Tips for Your Pet


Why is training so important? Pets aren't born knowing the rules! Training keeps your pet safe, teaches manners, and helps build the bond between you and your pet.

1. Make training fun and positive
 - Keep it simple, be patient
 - Practice a few minutes every day
 - Use rewards that your pet loves most - yummy treats, toys, kind words, gentle touch
2. Get the whole family involved
3. Reward quickly - your pet needs to know what they did right!


Teach your Dog OR CAT to "Sit" and "Shake a Paw"!

SIT


1. Hold a treat just above your pet's nose and say "sit" as you move the treat back toward their ears. If your pet tries to jump or stand to reach it, you're holding it too high.
2. Your pet will try to keep an eye on the treat and lower their bum. When they drop their bum to the ground - say "good!" or "yes!" in a happy voice and give them the treat right away.



SHAKE A PAW



1. Have your pet "sit".
2. Show your pet another treat and then close your hand over it. Wait for your pet to paw at it while you say "shake a paw".



3. The moment your pet touches your hand with their paw say "good!" or "yes!" in a happy voice and give them the treat.

Remember, be patient, be consistent, keep it fun!